


F A U S


PLINTE POLYSTYRÈNE

Plinthe lisse à bords droits, en polystyrène mat.
Installation rapide et facile fixation avec colle.

Mesures: 100 x 15 x 2250



DESIGN:



S181007

S181137



S181144



S181168



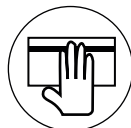
S181151



Convient aux zones humides



Imperméable



Installation facile



Fabriqué à partir de
matériaux recyclés



Anti-papillon